

Office # _____ Chart No. _____
 Patient Name: _____
 Date sent: _____ Due Date: _____ By 5PM

Lab use only

Implant Abutment

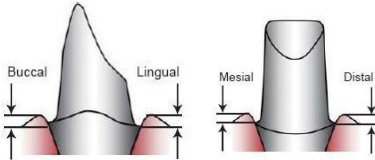
Materials and Shade:

- Titanium. Zirconia.
 Hybrid(3-piece)

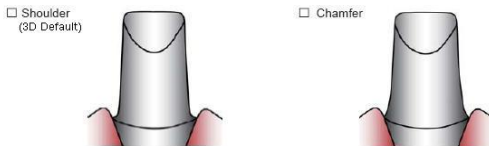
Shade: (default A2): _____

Design Instruction:

Margin design: Please specify the subgingival depth



Margin depth(Default Values)	Custom Values
Buccal (1.0mm)	
Lingual (0.5mm)	
Mesial (0.75mm)	
Distal (0.75mm)	




Lab use only:

Enclosed:
 imp: _____ Soft tissue: _____
 bite: _____ model: _____
 analog: _____ imp coping: _____

Special Instruction

*Implant screws are not provided unless specified.



Provide Implant screws with case. Qty:

Position	Implant Brand	Implant Type	Screw Type

Crown(Porcelain with):
 Zirconia. Titanium.

Coping:
 Zirconia. Titanium.

Full Crown(Milled):
 E.max Titanium.
 Temporary Crown

Shade: _____
 Tooth No: _____

Implant Bar

Structure Type:

Over Denture Bar :

- Dolder
- Hader
- Rectangle W _____ L _____ mm
- Balloon W _____ H _____ R _____ mm
- Round R _____ mm
- Primary milled bar A _____ S _____ L _____ mm

Fixed Hybrid Bar :

- Wax Design Wrap Around
- Denture Cutback _____ mm

Design Instruction:

- Distal extensions
Patient Left
 to 2nd premolar to 1st molar
 Specified _____ mm to 2nd molar
Patient Right
 to 2nd premolar to 1st molar
 Specified _____ mm to 2nd molar
- Space between soft tissue and the bar is _____ mm
 Shape : Follow tissue contour Straight
- Attachments : Locator
 Ball W _____ H _____ R _____ mm
- With Retention
- Design bar according to the drawing below